




**Yes, you can.<sup>®</sup>**

 **Invacare<sup>®</sup> Storm<sup>3</sup>**

**Mobility takes a new dimension!**

The *Invacare<sup>®</sup> Storm<sup>3</sup>* power chair provides you with the opportunity to position yourself for an active life. Not just the right place at the right time, but also at the right height with a comfortable seating position to dine in restaurants or to feel at ease in a crowd. In short, to reach higher and achieve more as well as to go further.





### ➤ **Heavy duty performance**

The *Invacare*® **Storm<sup>3</sup>** is a powerful outdoor/indoor machine capable of climbing 20% slopes and 6 cm kerbs (10 cm with kerb climber option), with a range of up to 45 kilometres. Heavy Duty motors are also available to provide a similar performance for those weighing up to 200kg (maximum). The new frame design and Invacare Advanced Control System provides improved handling, comfort and stability for both outdoor and indoor use.

### ➤ **Modular positioning**

Manual seat height adjustment is standard, allowing optimal seat height positioning to meet individual needs, irrespective of the seating system used. The seat platform can be width and length adjusted to suit the individual user, and can be moved on the **Storm<sup>3</sup>** to optimise the centre of gravity and handling.

### ➤ **The third dimension !**

Would you like to establish eye contact in a crowd? Or would you like to sit comfortably at a restaurant table? The lower seat base of the **Storm<sup>3</sup>** coupled with the innovative electric lifter allows you to adjust your position to your working or social situation, incorporating a forward movement as you rise enabling you better access to your environment.

### ➤ **Positioning for comfort**

The **Storm<sup>3</sup>** is unique in providing a full range of 4 seating systems, each designed for an individual and clinical need. This ensures comfort and confidence when socialising, working and relaxing! The new angle adjustable backrest, angle adjustable legrests and armrests allow you to comfortably slide from an active to a resting position at the touch of a button!






**Width and depth adjustable seating platform.**



**Height adjustable, removable armrests for easy transfer.**



**Swing-In, Swing-Out angle adjustable legrests**



**Fold-away declutching lever.**



**Heavy duty motors for 30% increased torque (option)**



**Single arm front fork with improved design to limit damage from impacts**



**Double anti-tippers for rear stability and for negotiating kerbs**

## Options



### Standard seat

Standard seat with foam cushion, complete with tension adjustable back for individual adjustment.



### Contour seat

Contoured upholstered seat combination for comfort and improved posture.



### Recaro seat

Professional driver's seat for appearance, comfort and performance!



### Flex seat

Seat with contoured back and flexible lateral support for individual positioning.



### Flex seat accessories

Backrest extension, trunk supports, abductor wedge for better positioning.



### Vari F with footboard

Manual adjustable legrest angle with footboard.



### Electric seat riser

Allows user to adjust seat height between a „low“ of 44 cm to a „high“ of 74 cm (without cushion). (The user is moved forward as the seat rises).



### Reclining back

Innovative geared reclining system providing wider angle adjustment (manual or electric).



### Electric seat tilt

The user can adjust seat angle from 0° to 25°.



## Options



### Adjustable legrests

Ergonomic and automatically adjusting legrests (optional) to ensure optimum positioning. Calf support. Manual or electric angle adjustment.



### Choice of 4 foot plates

Fixed fold up. Angle adjustable. Angle and depth adjustable.



### Lighting system

Front, direction indicator and rear lights are impact resistant, aesthetic with high luminosity, tested to European road standards.



### Tie downs - Luggage rack

Front and rear tie-down points available. Easy fixation for respirator.



### Safety belts

Positioning belts for improved stability; Velcro waist belt (standard). Options are Buckled waist belt and Buckled H harness.



### Kerb climber - Mudguards

Outdoor equipment for climbing 10 cm kerbs, plus mudguards for all weather use.



### Hand brake

Independent brake on the driving wheel. Additional security on slopes.



### Flat-free pneumatic tyres

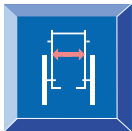


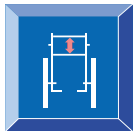
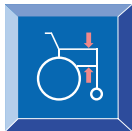


**Storm<sup>3</sup>** is available in both grey and black tyres. In addition the pneumatic tyres can be provided with a puncture proof fluid.




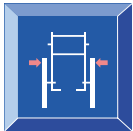



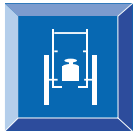

### Advanced Control System

The European industry standard for power control, modular and programmable.


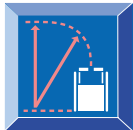



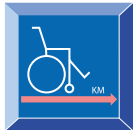
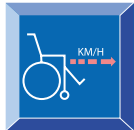
## Technical data

							
Standard	44-48 (43)	41/46/51	44 + 10 <sup>*1</sup> 44 + 30 <sup>*2</sup>	48 / 54 (5) <sup>*3</sup>	25-34 / 29-38	29 - 47	0° - 25°
Recaro	49-53 (36)	46-51	44 + 10 <sup>*1</sup> 44 + 30 <sup>*2</sup>	77-83 <sup>*3</sup>	25-34 / 29-38	29 - 47	0° - 25°
Contour seat	44-48 (43) 49-53 (48)	41/46/51	44 + 10 <sup>*1</sup> 44 + 30 <sup>*2</sup>	64 (7) <sup>*3</sup>	25-34 / 29-38	29 - 47	0° - 25°
Flex	39 (38) 44-48 (43) 49-53 (48)	38/43/48	44 + 10 <sup>*1</sup> 44 + 30 <sup>*2</sup>	55 (7) <sup>*3</sup>	25-34 / 29-38	29 - 47	0° - 25°

							
Standard	-10°/0°/7,5°/ 15°/22,5°/30°	63	97	110	88 (99) <sup>*4</sup>	130 <sup>*5</sup>	130° <sup>*6</sup> /150° <sup>*7</sup> /200
Recaro	0°-45°	63	127	110	88 (99) <sup>*4</sup>	135 <sup>*5</sup>	130° <sup>*6</sup> /150° <sup>*7</sup> /200
Contour seat	-10°-+45°	63	108	110	88 (99) <sup>*4</sup>	135 <sup>*5</sup>	130° <sup>*6</sup> /150° <sup>*7</sup> /200
Flex	-10°-+45°	63	101	110	88 (99) <sup>*4</sup>	135 <sup>*5</sup>	130° <sup>*6</sup> /150° <sup>*7</sup> /200

							
Standard	70 Ah	83	6 / 10	20 %	220 / 350 W	45 km <sup>*8</sup>	6 / 10 / 12 km/h
Recaro	70 Ah	83	6 / 10	20 %	220 / 350 W	45 km <sup>*8</sup>	6 / 10 / 12 km/h
Contour seat	70 Ah	83	6 / 10	20 %	220 / 350 W	45 km <sup>*8</sup>	6 / 10 / 12 km/h
Flex	70 Ah	83	6 / 10	20 %	220 / 350 W	45 km <sup>*8</sup>	6 / 10 / 12 km/h

- \*1 without seat cushion / with manual seat height adjustment  
 \*2 without seat cushion / with electric seat riser  
 \*3 without seat cushion  
 \*4 with kerbrider

- \*5 + 5 kg with electric actuators  
 \*6 with 12 km/hour HD-driving unit  
 \*7 with electric seat riser  
 \*8 with 6 km/hour driving unit, according to ISO 7176

All dimensions are in cm and weights in kg.

## Frame colours



Silver



Blue



Green

All information quoted is believed to be correct at time of print.  
 Invacare® reserves the right to alter product specifications without prior consultation.



INVACARE® Limited  
 South Road · Bridgend Industrial Estate · BRIDGEND CF31 3PY  
 Tel. +44 (0) 1656 647327 · Fax +44 (0) 1656 649016  
 E-mail: uk@invacare.com · [www.invacare.co.uk](http://www.invacare.co.uk)  
 Sales Order E-mail: ordersuk@invacare.com

INVACARE® Ireland Ltd.  
 Unit 5 · Seatown Business Campus  
 Seatown Road · SWORDS · County Dublin  
 Tel. (353) 181 107 84 · Fax (353) 181 107 85  
 Email: ireland@invacare.com · [www.invacare.ie](http://www.invacare.ie)

